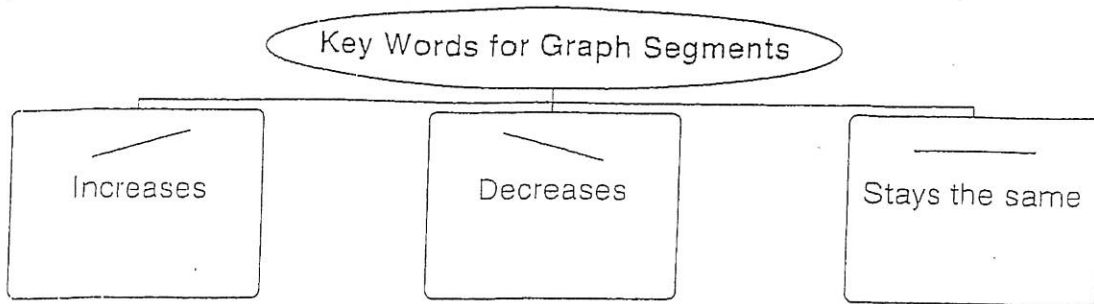


GET ORGANIZED

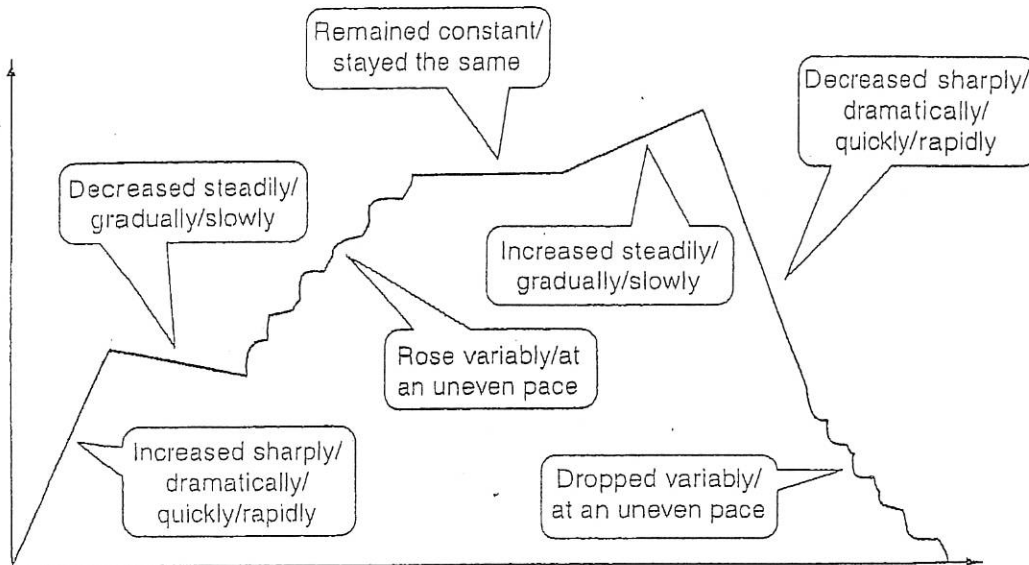
Write an example of key words that suggest the given segments on a graph. One example of each segment is given for you.



Reading Strategies


Use a Model

A relationship between variables is often shown as a continuous graph. Study the segments of the continuous graph below and the common phrases that describe them.

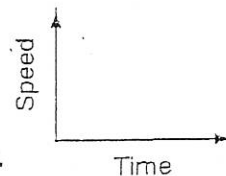


Answer the following.

1. Give two phrases that could describe this graph:

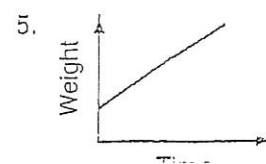
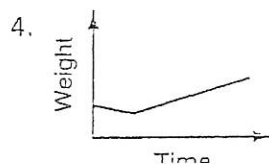
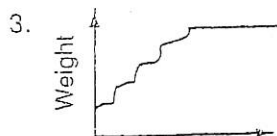


2. Sketch a graph that shows the speed of a car decreased dramatically and then remained constant.



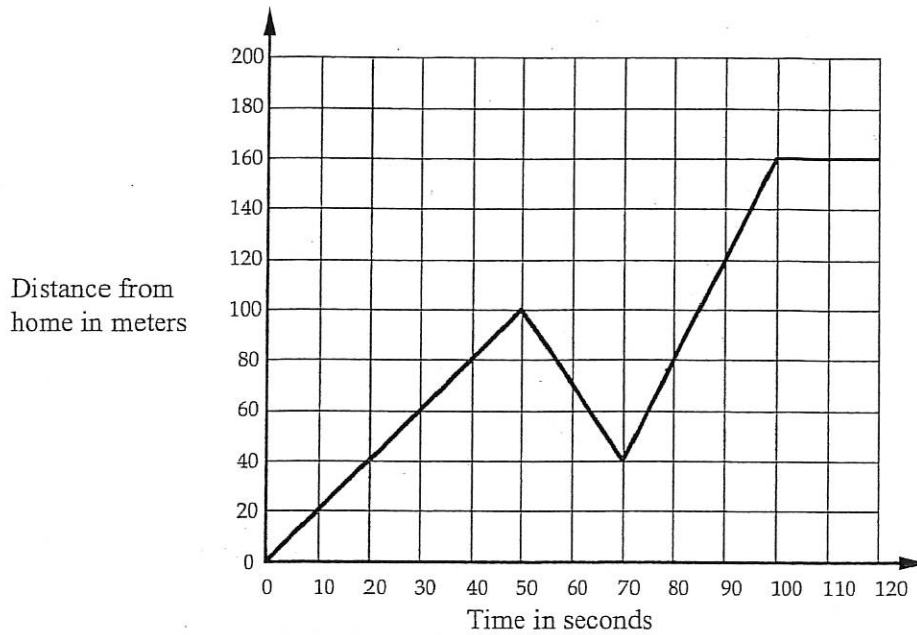
Write the letter of the description that best matches each graph.

- A. A baby lost a little weight, then gained weight slowly.
- B. A baby gained weight at a rapid pace.
- C. A baby gained weight at an uneven pace, then maintained a constant weight.



Journey to the Bus Stop

Every morning Tom walks along a straight road from his home to a bus stop, a distance of 160 meters. The graph shows his journey on one particular day.



1. Describe what may have happened. You should include details like how fast he walked.

.....

.....

.....

.....

.....

.....

.....

2. Are all sections of the graph realistic? Fully explain your answer.

.....

.....

.....

.....