

Graphs, Tables and Equations

Name _____ Date _____ Hour _____

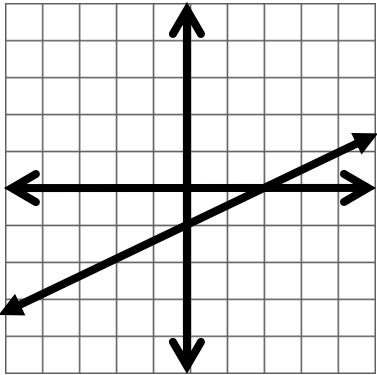
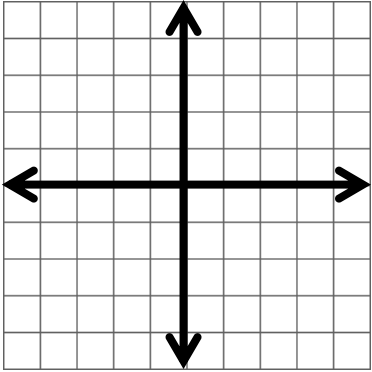
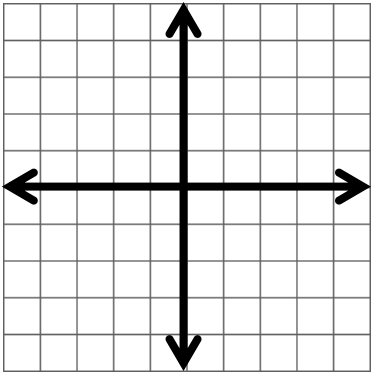
Complete the table below.

Slope (m)

Standard Form for all linear equations:

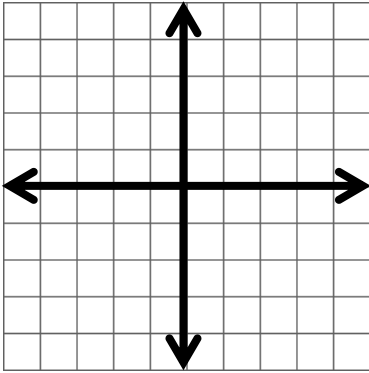
$$y = mx + b$$

Y-intercept (b)

										
	<table border="1" data-bbox="712 1060 906 1339"><thead><tr><th>x</th><th>y</th></tr></thead><tbody><tr><td>-3</td><td>-1</td></tr><tr><td>-1</td><td>1</td></tr><tr><td>2</td><td>4</td></tr></tbody></table>	x	y	-3	-1	-1	1	2	4	
x	y									
-3	-1									
-1	1									
2	4									
$y = -x + 4$										

Graphing and Writing Linear Equations

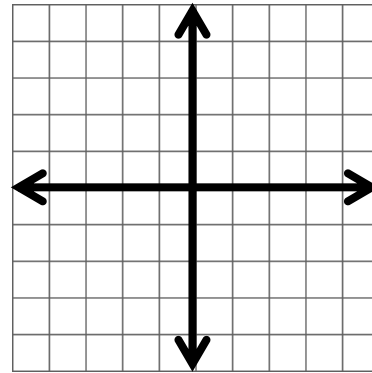
1. $y = 4x - 3$



slope:

y-intercept:

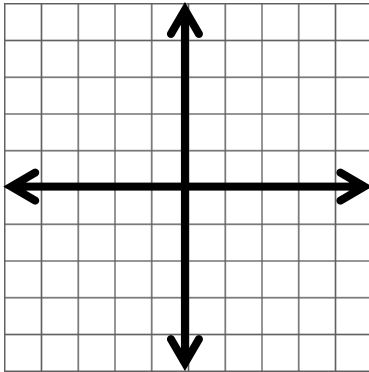
2. $y = -2x + 5$



slope:

y-intercept:

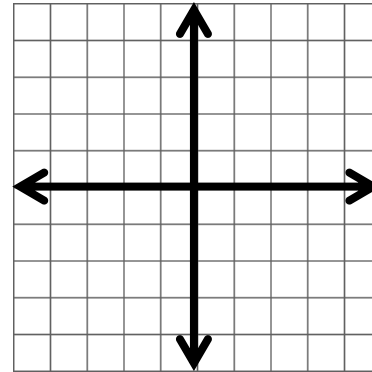
3. $y = -4 + x$



slope:

y-intercept:

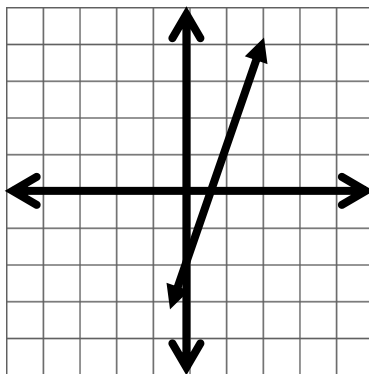
4. $x = -3$



slope:

y-intercept:

5.

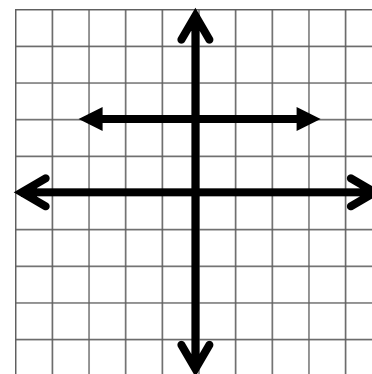


slope:

y-intercept:

equation:

6.

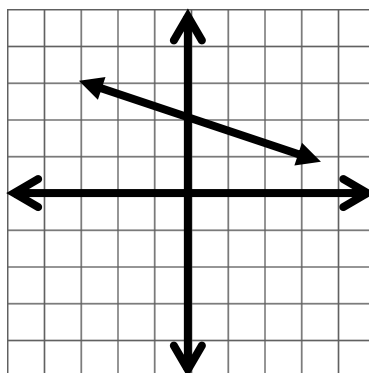


slope:

y-intercept:

equation:

7.

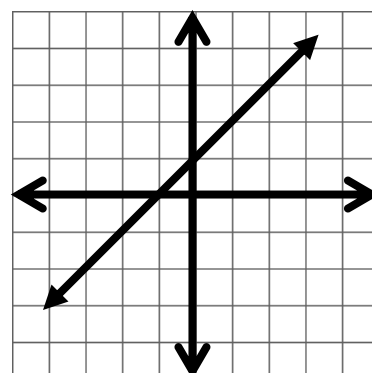


slope:

y-intercept:

Equation:

8.



slope:

y-intercept:

equation: